

5. *An Abstract of a Letter from Dr. Winder chief Physitian of the Prince Palatine, Dat. Dec. 22. 1682. to Dr. Fred. Slare Fellow of the Royal Society, containing an account of a Murren in Switzerland, and the Method of its cure.*

ON the borders of *Italy* a *Murren* infected the *Cattle* which spread farther into *Switzerland*, the *Territories of Wirtemberg*, and over other *Provinces*, and made great destruction amongst the *Cattle*. The *Contagion* seem'd to propagate it self in the form of a *Blew-Mist*, that fell upon those *Pastures* where the *Cattle* grazed, in such manner that herds have returned home sick, being very dull, forbearing their food, most of them would dy away in twenty four hours. Upon dissections were discovered large and corrupted *Spleens*, sphacelous and corroded *Tongues*; some had *Angina Maligna's*. Those persons that carelessly managed their *Cattle* without a due respect to their own health, were themselves infected and dyed away like their *Beasts*.

Having had timely Notice of this *Lues* from our Neighbours we made such Provision against the invading disease, that very few of those that were infected by the *Murrain* dyed. Some impute this *Contagion* to the *Witch-craft* of three *Capucins* in *Switzerland*: But perhaps it may more probably proceed from some *Noxious Exhalations*

N

lations

lations thrown out of the *Earth*, by three distinct *Earth-
quakes* perceived here and in our Neighbourhood in the
Space of one year.

The *Method of Cure* for the *Cattle*.

As soon as ever there was any *Suspicion* of the *Contagion* upon any one of the *Herd*, the tongue of that *beast* was carefully examined, in case they found any *Aptha* or *Blisters* whether *White*, *Yellow* or *Black*, then they were obliged to rub, scratch and tear the *Tongue* with a *Silver Instrument* (being about the breadth and thickness of a *Six-pence* but indented on the sides, and having a hole in the middle, whereby its fastened to a *stick*, or *handle* as Fig. 14.) so that it *bleed*, then they must wipe away the *Blood* and *Corruption* with new *unwashed* linnen. This done a *Lotion* for the *Tongue* is used, made of *Salt* and good *Vinegar*.

The *Antidote* for the diseased *Cattle*, and the *Medicine* for the sick is the same, and is thus described.

Take of *Soot*, *Gun-powder*, *Brimstone*, *Salt*, equal parts, and as much *water* as is necessary to wash it down, give a large spoonful for a *Dose*.

A further confirmation of the above mentioned Contagion, of its nature, and manner of spreading, by way of Postscript from the ingenious Fred. Slare. M. D. and F. R. S. Dat. March 27. 1683.

— I lately received an account of *Two ingenious Travelers*, who assured me the *contagion* had reached their *Quarters* on the borders of *Poland*, having pass'd quite through *Germany*, and that the *Method* used in our *Relation* preserved and cured their *Cattle*. They told me the *Contagion* was observed to make its progress dayly, spreading near two *German Miles* in twenty four hours. This they
say

say was certainly observed by many *curious persons*, that it continually without intermission made progressive voyages and suffered no neighbouring *Parish* to escape; so that it did not at the same time infect places at great distances. They added that *cattle* secured at rack and manger were equally infected with those in the *Field*. It were worth the considering whether this *infection* is not carried on by some volatile *Insect*, that is able to make only such short flights as may amount to such computations: For the account of the *Ancients* concerning the grand *pestilential Contagions* is very little satisfactory to this *Age*, who derive it from a blind *putrefaction*, from the *incantations* of ill *Men*; or from the *conjunctions* of inauspicious *Planets*. I wish Mr. *Leewenhoeck* had been present at some of the *dissections* of these infected *Animals*, I am perswaded He would have discovered some strange *Insect* or other in them. —————

Fig. 1.

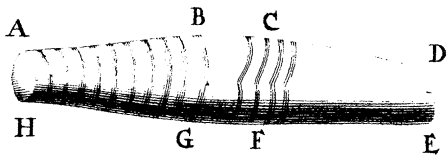


Fig. 2.

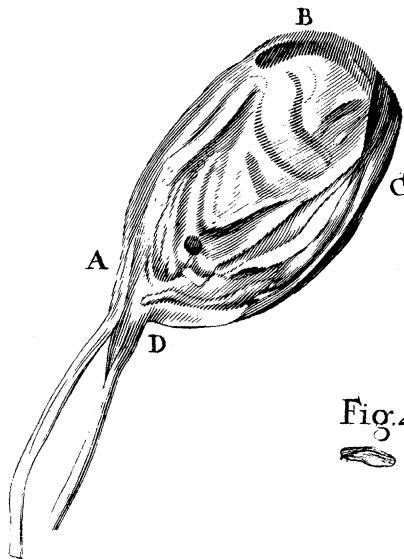


Fig. 3.

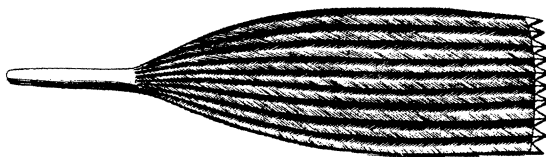


Fig. 4.



Fig. 5.

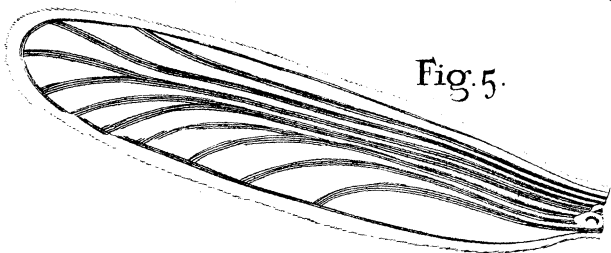


Fig. 6.



Fig. 7.

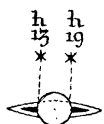
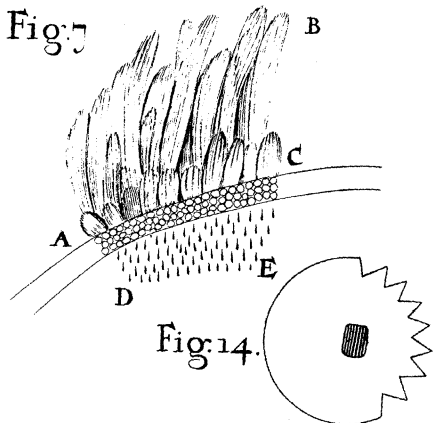


Fig. 8.

Fig. 9.

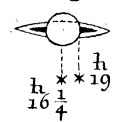


Fig. 10.

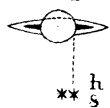


Fig. 11.

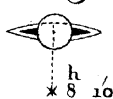


Fig. 12.

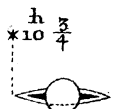
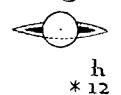


Fig. 13.